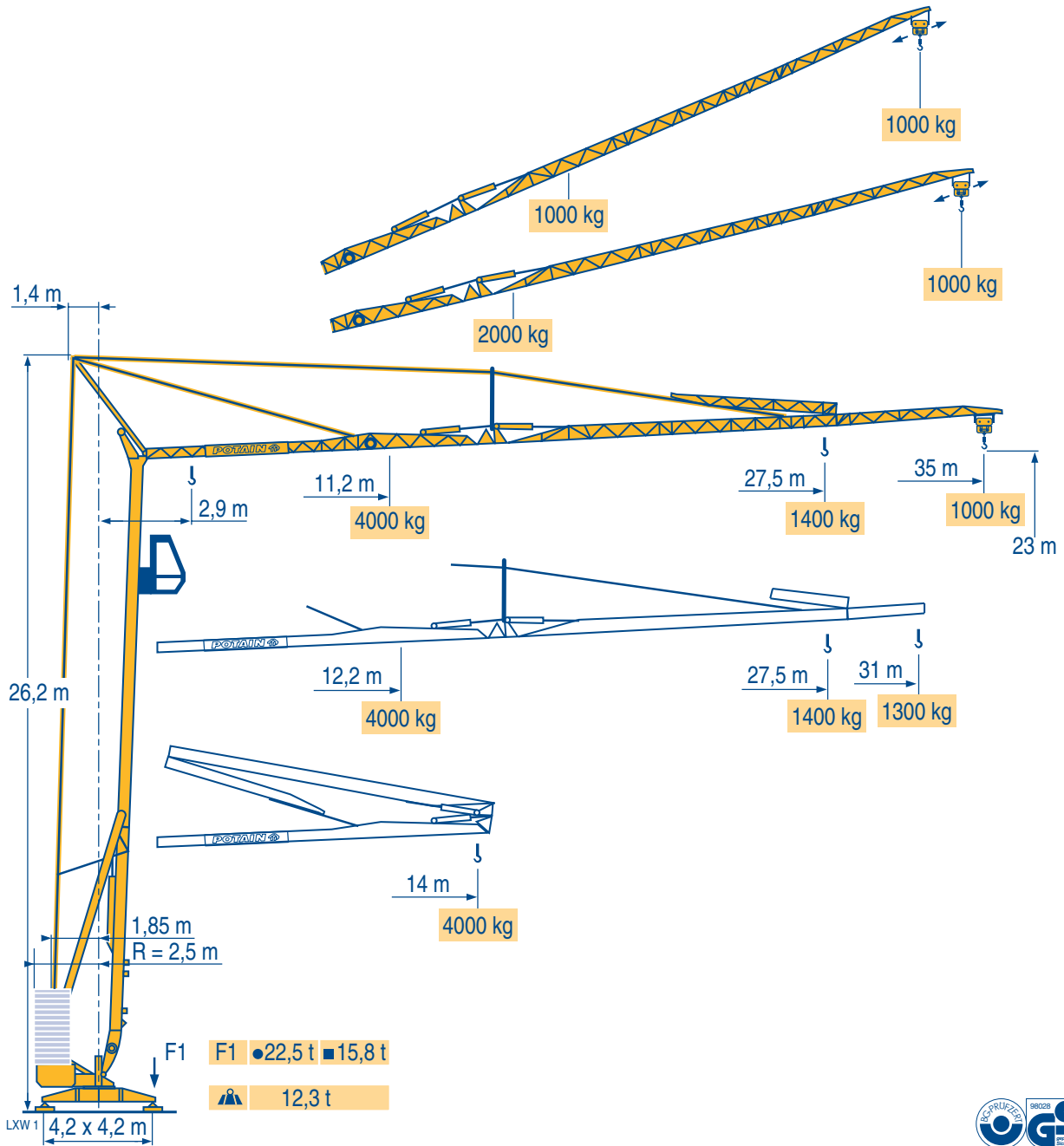


HD 40 A



CE FEM 1.001-A3

Courbes de charges
Lastkurven
Load diagrams
Curvas de cargas
Curve di carico
Curva de cargas



35 m 2,9 14 m
4000 kg

31 m 2,9 14 m
4000 kg

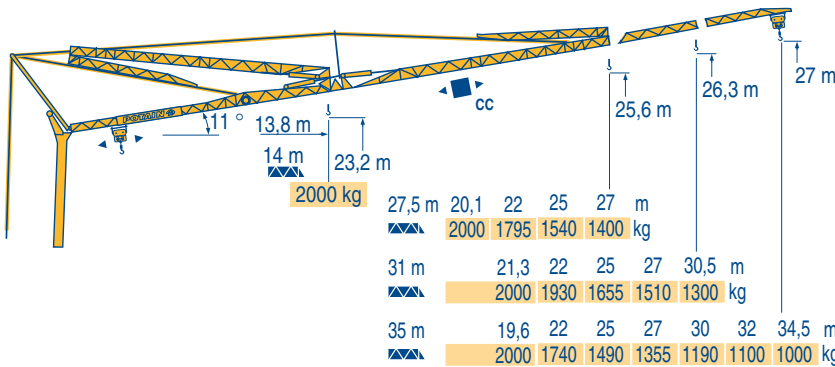
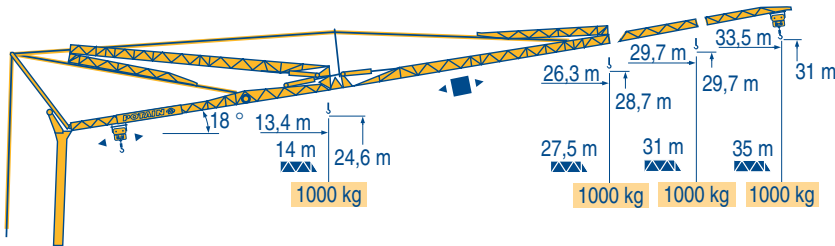
11,2	12	13	14	15	16	17	18	19	20	22	24	26	28	29	31	33	35 m
4000	3695	3350	3060	2810	2600	2415	2255	2115	1985	1770	1595	1445	1320	1265	1165	1080	1000 kg
12,2	13	14	15	16	17	18	19	20	22	24	26	28	29	31 m			
4000	3700	3380	3110	2880	2680	2500	2345	2205	1965	1770	1610	1470	1410	1300 kg			



35/31 m 2,9 14 m
4000 kg

11,6	12	13	14	15	16	17	18	19	20	22	24	26	27,5 m
4000	3820	3460	3165	2910	2690	2500	2335	2190	2060	1835	1650	1500	1400 kg

Fleche relevée
Ausleger in Steilstellung
Luffing jib
Flecha izada
Braccio impennato
Lança inclinada



HD 40 A










POTAIN



F	D	GB	E	I	P
Chariot distributeur	Verfahrbare Laufkatze	Traversing trolley	Carro distribuidor	Carrellino distributore	Carro distribuidor
Chariot distributeur et courbes de charges	Verfahrbare Laufkatze und Lastkurven	Traversing trolley and load diagrams	Carro distribuidor y curvas de cargas	Carrellino distributore e curve di carico	Carro distribuidor e curva de cargas
Réactions en service	Reaktionskräfte in Betrieb	Reactions in service	Reacciones en servicio	Reazioni in servizio	Reacções em serviço
Réactions hors service	Reaktionskräfte außer Betrieb	Reactions out of service	Reacciones fuera de servicio	Reazioni fuori servizio	Reacções fora de serviço
A vide sans lest (ni train de transport) avec fleche et hauteur maximum.	Ohne Last, Ballast (und Transportachse), mit Maximalausleger und Maximalhöhe.	Without load, ballast (or transport axles), with maximum jib and maximum height.	Sin carga, sin lastre, (ni tren de transporte), flecha y altura máxima.	A vuoto, senza zavorra (ne assali di trasporto) con braccio massimo e altezza massima.	Sem carga (nem trem de transporte) - sem lastro com lança e altura máximas.


Mécanismes
Antriebe
Mechanisms
Mecanismos
Meccanismi
Mecanismos

LXW 1

										ch - PS hp	kW	
	15 LVF 10	m/min	5	27	43	53	2,5	13,5	21,5	26,5	15	11
		kg	2000	2000	1250	1000	4000	4000	2500	2000		
	15 RPC 10	m/min	9	27	54		4,5	13,5	27		15	11
		kg	2000	2000	1000		4000	4000	2000			
	3 D2 V5	m/min	21 - 42								2,7	2
	RVF 2 30	tr/min U/min rpm	0 → 0,2 → 0,8								3	2,2
CEI 38 		IEC 38										
400 V(+6% -10%) 50 Hz		15 LVF 10 : 20 kVA 15 RPC 10 : 20 kVA				2000/14						

Montage
Montage
Erection
Montaje
Montaggio
Montagem

LXW 1



HD 40 A

POTAIN 

F

Levage
Distribution
Orientation

Conforme aux directives CEE
sur le niveau acoustique

D

Heben
Katzfahren
Schwenken

Gemäss EWG-Richtlinien für
den Schall-Leistungspegel

GB

Hoisting
Trolleying
Slewing

In compliance with the EEC
Instructions on noise level

E

Elevación
Distribución
Orientación

Conforme con las directivas
CEE sobre el nivel acústico

I

Sollevamento
Distribuzione
Rotazione

Conforme alle direttive CEE
sul livello acustico

P

Elevação
Distribuição
Rotação

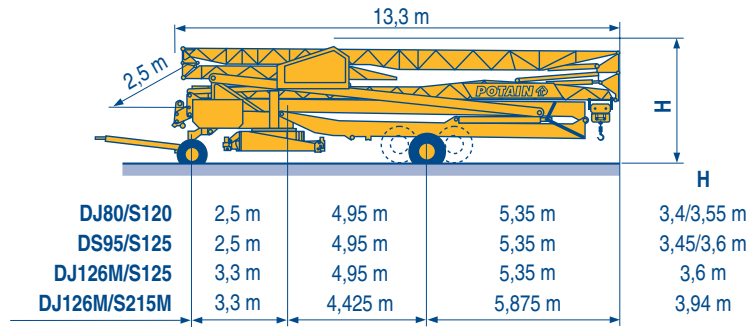
Conforme as directivas CEE
sobre o nível acústico



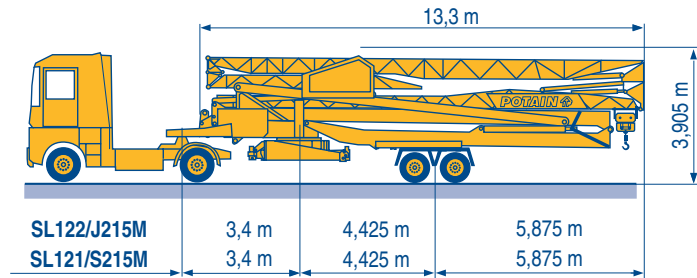
Transport
 Transport
 Transport
 Transporte
 Trasporto
 Transporte

- DJ80/S120 ○
- DS95/S125
- DJ126M/S125
- DJ126M/S215M

LXW1



- SL122/J215M
- SL121/S215M



- **F** Chantier
- D** Baustelle
- GB** Site
- E** Obra
- I** Cantiere
- P** Estaleiro



Document commercial non contractuel. Pour toute information technique se référer à la notice correspondante

Unverbindliches Vertriebsdokument. Für technische Informationen, siehe die entsprechenden Anweisungen.

This commercial document is not legally binding. For any technical information, please refer to the corresponding instructions.

Documento comercial non contractuel. Para cualquier información técnica, ver la noticia correspondiente.

Documento commerciale non vincolante, per tutte le informazioni tecniche fare riferimento al catalogo istruzioni

Documento comercial não contratual. Para qualquer informação técnica complementar consultar as respectivas instruções



18, rue de Charbonnières - B.P.173
 69132 ECULLY Cedex - France

Tél. : (33) 4 72 18 20 20
 Fax. : (33) 4 72 18 20 00
 www.manitowoccrane.com www.potain.com



Americas

Tel: +1 920 683 6322
 Tel: +1 717 597 8121

Europe - Middle East - Africa

Tel : +(33) 4 72 81 50 00
 Tel : +(44) 191 565 6281

Asia - Pacific

Tel: +(65) 6861 7133
 Fax: +(65) 6862 4142

www.manitowoccrane.com

HD 40 A
 Réf. 2003 48 LXW 1

Copyright.Reproduction interdite © POTAIN 2003

Réalisation HeadLines